

15-16/10/2022 - OTTOBIANO (PV)


Trofeo delle Regioni 2022

Gare Morresi - 125 Gara 1



Ordinato per posizione			Laptimes								
Giro	Tempo	Ora del giorno	Giro	Tempo	Ora del giorno	Giro	Tempo	Ora del giorno	Giro	Tempo	Ora del giorno
Po. 1 - # 4 PULVIRENTI A.			Tempo gara 20:02.211								
1	1:39.950	11:08:53.881	11	1:42.035	11:25:49.739	8	1:40.822	11:21:00.790	5	1:41.978	11:15:45.150
2	1:36.005	11:10:29.886	12	1:42.849	11:27:32.588	9	1:45.363	11:22:46.153	6	1:43.181	11:17:28.331
3	1:36.895	11:12:06.781	Po. 4 - # 8 MECCHI S.			Diff. Primo + 23.323			7	1:45.712	11:19:14.043
4	1:38.942	11:13:45.723	1	1:44.191	11:08:58.122	11	1:42.612	11:26:11.282	8	1:44.586	11:20:58.629
5	1:38.887	11:15:24.610	2	1:38.784	11:10:36.906	12	1:43.415	11:27:54.697	9	1:44.739	11:22:43.368
6	1:40.503	11:17:05.113	3	1:38.732	11:12:15.638	Po. 7 - # 5 PALOMBINI F.			Diff. Primo + 41.183		
7	1:39.668	11:18:44.781	4	1:39.511	11:13:55.149	1	1:50.437	11:09:04.368	10	1:46.627	11:24:29.995
8	1:41.924	11:20:26.705	5	1:40.455	11:15:35.604	2	1:41.846	11:10:46.214	11	1:46.605	11:26:16.600
9	1:41.604	11:22:08.309	6	1:42.417	11:17:18.021	3	1:40.468	11:12:26.682	12	1:46.475	11:28:03.075
10	1:41.272	11:23:49.581	7	1:41.741	11:18:59.762	4	1:40.776	11:14:07.458	Po. 10 - # 41 MURGUT T.		
11	1:42.408	11:25:31.989	8	1:44.778	11:20:44.540	5	1:41.822	11:15:49.280	Diff. Primo + 51.340		
12	1:44.153	11:27:16.142	9	1:42.785	11:22:27.325	6	1:43.214	11:17:32.494	1	1:43.921	11:08:57.852
Po. 2 - # 10 GASPARI A.			Diff. Primo + 12.567						2	1:41.729	11:10:39.581
1	1:41.997	11:08:55.928	10	1:43.138	11:25:54.885	7	1:43.386	11:19:15.880	3	1:41.747	11:12:21.328
2	1:39.434	11:10:35.362	11	1:43.138	11:25:54.885	8	1:43.573	11:20:59.453	4	1:42.179	11:14:03.507
3	1:38.438	11:12:13.800	12	1:44.580	11:27:39.465	9	1:44.943	11:22:44.396	5	1:44.253	11:15:47.760
4	1:38.553	11:13:52.353	Po. 5 - # 3 GAZZANO F.			Diff. Primo + 35.838			6	1:44.026	11:17:31.786
5	1:40.058	11:15:32.411	1	1:40.437	11:08:54.368	10	1:43.539	11:24:27.935	7	1:46.342	11:19:18.128
6	1:41.945	11:17:14.356	2	1:38.425	11:10:32.793	11	1:43.304	11:26:11.239	8	1:46.343	11:21:04.471
7	1:40.881	11:18:55.237	3	1:38.536	11:12:11.329	12	1:46.086	11:27:57.325	9	1:45.604	11:22:50.075
8	1:41.766	11:20:37.003	4	1:39.026	11:13:50.355	Po. 8 - # 30 BARBIERI M.			Diff. Primo + 44.392		
9	1:41.888	11:22:18.891	5	1:41.707	11:15:32.062	1	1:52.023	11:09:05.954	10	1:45.794	11:24:35.869
10	1:43.007	11:24:01.898	6	1:42.142	11:17:14.204	2	1:41.730	11:10:47.684	11	1:44.768	11:26:20.637
11	1:43.333	11:25:45.231	7	1:55.214	11:19:09.418	3	1:41.300	11:12:28.984	12	1:46.845	11:28:07.482
12	1:43.478	11:27:28.709	8	1:43.779	11:20:53.197	4	1:39.647	11:14:08.631	Po. 11 - # 33 MACRI G.		
Po. 3 - # 37 BELLEI F.			Diff. Primo + 16.446						Diff. Primo + 55.318		
1	1:44.496	11:08:58.427	9	1:44.350	11:22:37.547	5	1:41.399	11:15:50.030	1	1:46.715	11:09:00.646
2	1:41.311	11:10:39.738	10	1:44.256	11:24:21.803	6	1:43.139	11:17:33.169	2	1:40.918	11:10:41.564
3	1:39.421	11:12:19.159	11	1:44.410	11:26:06.213	7	1:41.774	11:19:14.943	3	1:42.202	11:12:23.766
4	1:38.283	11:13:57.442	12	1:45.767	11:27:51.980	8	1:44.501	11:20:59.444	4	1:40.728	11:14:04.494
5	1:41.652	11:15:39.094	Po. 6 - # 9 SALVINIK .			Diff. Primo + 38.555			5	1:42.688	11:15:47.182
6	1:40.565	11:17:19.659	1	1:45.161	11:08:59.092	9	1:45.767	11:22:45.211	6	1:41.860	11:17:29.042
7	1:40.803	11:19:00.462	2	1:53.268	11:10:52.360	10	1:45.278	11:24:30.489	7	1:45.575	11:19:14.617
8	1:42.695	11:20:43.157	3	1:41.771	11:12:34.131	11	1:44.094	11:26:14.583	8	1:43.651	11:20:58.268
9	1:42.075	11:22:25.232	4	1:39.987	11:14:14.118	12	1:45.951	11:28:00.534	9	1:49.475	11:22:47.743
10	1:42.472	11:24:07.704	5	1:41.160	11:15:55.278	Po. 9 - # 14 BRIZIO H.			Diff. Primo + 46.933		
			6	1:41.944	11:17:37.222	1	1:47.942	11:09:01.873	10	1:48.799	11:24:36.542
			7	1:42.746	11:19:19.968	2	1:40.153	11:10:42.026	11	1:48.901	11:26:25.443
						3	1:40.334	11:12:22.360	12	1:46.017	11:28:11.460
						4	1:40.812	11:14:03.172			

Fastest lap: 1:36.005




15-16/10/2022 - OTTOBIANO (PV)

Trofeo delle Regioni 2022

Gare Morresi - 125 Gara 1

Ordinato per posizione			Laptimes								
Giro	Tempo	Ora del giorno	Giro	Tempo	Ora del giorno	Giro	Tempo	Ora del giorno	Giro	Tempo	Ora del giorno
Po. 12 - # 19 MANCINI S. Diff. Primo + 55.959			11	1:46.412	11:26:27.241	8	1:46.061	11:21:18.117	5	1:45.145	11:16:10.433
1	1:48.412	11:09:02.343	12	1:46.076	11:28:13.317	9	1:47.389	11:23:05.506	6	1:46.791	11:17:57.224
2	1:41.574	11:10:43.917	Po. 15 - # 34 CAPOLSINI D. Diff. Primo + 1:05.629			10	1:44.919	11:24:50.425	7	1:47.367	11:19:44.591
3	1:41.188	11:12:25.105	1	1:47.600	11:09:01.531	11	1:46.128	11:26:36.553	8	1:44.784	11:21:29.375
4	1:41.799	11:14:06.904	2	1:46.068	11:10:47.599	12	1:46.685	11:28:23.238	9	1:45.437	11:23:14.812
5	1:45.356	11:15:52.260	3	1:43.570	11:12:31.169	Po. 18 - # 18 UTECH G. Diff. Primo + 1:08.656			10	1:45.810	11:25:00.622
6	1:44.235	11:17:36.495	4	1:44.707	11:14:15.876	1	1:55.525	11:09:09.456	11	1:45.348	11:26:45.970
7	1:45.915	11:19:22.410	5	1:44.482	11:16:00.358	2	1:46.818	11:10:56.274	12	1:50.319	11:28:36.289
8	1:45.767	11:21:08.177	6	1:45.653	11:17:46.011	3	1:44.350	11:12:40.624	Po. 21 - # 40 PIVETTA F. Diff. Primo + 1:33.907		
9	1:46.344	11:22:54.521	7	1:45.122	11:19:31.133	4	1:44.255	11:14:24.879	1	1:53.355	11:09:07.286
10	1:45.322	11:24:39.843	8	1:46.188	11:21:17.321	5	1:44.630	11:16:09.509	2	1:49.451	11:10:56.737
11	1:45.895	11:26:25.738	9	1:45.538	11:23:02.859	6	1:48.764	11:17:58.273	3	1:47.041	11:12:43.778
12	1:46.363	11:28:12.101	10	1:46.399	11:24:49.258	7	1:44.592	11:19:42.865	4	1:46.164	11:14:29.942
Po. 13 - # 28 ORLANDO G. Diff. Primo + 56.546			11	1:46.000	11:26:35.258	8	1:43.727	11:21:26.592	5	1:47.298	11:16:17.240
1	1:54.007	11:09:07.938	12	1:46.513	11:28:21.771	9	1:45.006	11:23:11.598	6	1:47.146	11:18:04.386
2	1:46.610	11:10:54.548	Po. 16 - # 20 MARIANI N. Diff. Primo + 1:06.462			10	1:44.546	11:24:56.144	7	1:47.407	11:19:51.793
3	1:41.708	11:12:36.256	1	1:53.376	11:09:07.307	11	1:44.274	11:26:40.418	8	1:47.365	11:21:39.158
4	1:43.132	11:14:19.388	2	1:46.988	11:10:54.295	12	1:44.380	11:28:24.798	9	1:48.210	11:23:27.368
5	1:41.995	11:16:01.383	3	1:43.493	11:12:37.788	Po. 19 - # 31 BISERNI F. Diff. Primo + 1:15.737			10	1:45.865	11:25:13.233
6	1:41.434	11:17:42.817	4	1:44.389	11:14:22.177	1	1:52.652	11:09:06.583	11	1:47.534	11:27:00.767
7	1:42.166	11:19:24.983	5	1:46.327	11:16:08.504	2	1:45.201	11:10:51.784	12	1:49.282	11:28:50.049
8	1:46.560	11:21:11.543	6	1:44.673	11:17:53.177	3	1:44.317	11:12:36.101	Po. 22 - # 43 RABENSTEINER Diff. Primo + 1:37.198		
9	1:45.111	11:22:56.654	7	1:44.788	11:19:37.965	4	1:44.934	11:14:21.035	1	1:58.062	11:09:11.993
10	1:44.562	11:24:41.216	8	1:43.598	11:21:21.563	5	1:48.461	11:16:09.496	2	1:47.387	11:10:59.380
11	1:45.104	11:26:26.320	9	1:45.127	11:23:06.690	6	1:46.337	11:17:55.833	3	1:44.979	11:12:44.359
12	1:46.368	11:28:12.688	10	1:44.862	11:24:51.552	7	1:46.162	11:19:41.995	4	1:46.650	11:14:31.009
Po. 14 - # 2 BRILLI A. Diff. Primo + 57.175			11	1:44.753	11:26:36.305	8	1:45.424	11:21:27.419	5	1:44.791	11:16:15.800
1	1:49.120	11:09:03.051	12	1:46.299	11:28:22.604	9	1:46.179	11:23:13.598	6	1:46.790	11:18:02.590
2	1:43.219	11:10:46.270	Po. 17 - # 1 ZORRACO F. Diff. Primo + 1:07.096			10	1:45.530	11:24:59.128	7	1:46.728	11:19:49.318
3	1:41.851	11:12:28.121	1	1:52.259	11:09:06.190	11	1:46.140	11:26:45.268	8	1:47.690	11:21:37.008
4	1:43.759	11:14:11.880	2	1:44.419	11:10:50.609	12	1:46.611	11:28:31.879	9	1:49.806	11:23:26.814
5	1:42.581	11:15:54.461	3	1:44.308	11:12:34.917	Po. 20 - # 7 CAPE T. Diff. Primo + 1:20.147			10	1:48.664	11:25:15.478
6	1:42.407	11:17:36.868	4	1:45.553	11:14:20.470	1	1:57.766	11:09:11.697	11	1:48.908	11:27:04.386
7	1:45.934	11:19:22.802	5	1:44.229	11:16:04.699	2	1:46.839	11:10:58.536	12	1:48.954	11:28:53.340
8	1:47.485	11:21:10.287	6	1:43.091	11:17:47.790	3	1:44.183	11:12:42.719			
9	1:44.920	11:22:55.207	7	1:44.266	11:19:32.056	4	1:42.569	11:14:25.288			
10	1:45.622	11:24:40.829									

Fastest lap: 1:36.005



Institutional Partner:



Promoter:



15-16/10/2022 - OTTOBIANO (PV)


Trofeo delle Regioni 2022

Gare Morresi - 125 Gara 1



Ordinato per posizione			Laptimes								
Giro	Tempo	Ora del giorno	Giro	Tempo	Ora del giorno	Giro	Tempo	Ora del giorno	Giro	Tempo	Ora del giorno
Po. 23 - # 61 BOVE V. Diff. Primo + 1:38.553			11	1:49.146	11:27:23.069	11	1:53.447	11:27:43.573	11	2:00.401	11:28:20.655
1	2:03.733	11:09:17.664	Po. 26 - # 35 BIANCHI D. Diff. Primo + 1 Lap			Po. 29 - # 25 DE SIA A. Diff. Primo + 1 Lap			Po. 32 - # 59 ZAGARELLA C. Diff. Primo + 1 Lap		
2	1:44.512	11:11:02.176	1	1:57.076	11:09:11.007	1	2:03.911	11:09:17.842	1	2:03.346	11:09:17.277
3	1:45.275	11:12:47.451	2	1:48.194	11:10:59.201	2	1:47.545	11:11:05.387	2	1:52.401	11:11:09.678
4	1:44.209	11:14:31.660	3	1:48.711	11:12:47.912	3	1:47.864	11:12:53.251	3	1:51.403	11:13:01.081
5	1:48.139	11:16:19.799	4	1:47.021	11:14:34.933	4	1:48.707	11:14:41.958	4	1:52.154	11:14:53.235
6	1:45.299	11:18:05.098	5	1:49.050	11:16:23.983	5	1:49.688	11:16:31.646	5	1:54.631	11:16:47.866
7	1:47.468	11:19:52.566	6	1:49.410	11:18:13.393	6	1:51.700	11:18:23.346	6	1:53.720	11:18:41.586
8	1:47.644	11:21:40.210	7	1:50.988	11:20:04.381	7	1:50.357	11:20:13.703	7	1:56.721	11:20:38.307
9	1:47.701	11:23:27.911	8	1:50.057	11:21:54.438	8	1:51.921	11:22:05.624	8	1:56.603	11:22:34.910
10	1:49.821	11:25:17.732	9	1:50.131	11:23:44.569	9	1:52.176	11:23:57.800	9	1:58.099	11:24:33.009
11	1:48.369	11:27:06.101	10	1:49.762	11:25:34.331	10	1:53.736	11:25:51.536	10	1:56.857	11:26:29.866
12	1:48.594	11:28:54.695	11	1:49.594	11:27:23.925	11	1:53.052	11:27:44.588	11	1:59.677	11:28:29.543
Po. 24 - # 15 MARCHISIO G. Diff. Primo + 1:44.225			Po. 27 - # 6 DE SANTIS G. Diff. Primo + 1 Lap			Po. 30 - # 13 BONINO L. Diff. Primo + 1 Lap			Po. 33 - # 46 MARCON M. Diff. Primo + 1 Lap		
1	1:50.878	11:09:04.809	1	1:55.176	11:09:09.107	1	2:04.595	11:09:18.526	1	2:19.045	11:09:32.976
2	1:44.680	11:10:49.489	2	1:47.364	11:10:56.471	2	1:51.626	11:11:10.152	2	1:53.046	11:11:26.022
3	1:44.093	11:12:33.582	3	1:43.539	11:12:40.010	3	1:47.061	11:12:57.213	3	1:51.723	11:13:17.745
4	1:46.217	11:14:19.799	4	1:44.530	11:14:24.540	4	1:48.108	11:14:45.321	4	1:52.894	11:15:10.639
5	1:48.427	11:16:08.226	5	1:47.799	11:16:12.339	5	1:49.249	11:16:34.570	5	1:56.408	11:17:07.047
6	1:48.371	11:17:56.597	6	1:46.779	11:17:59.118	6	1:50.092	11:18:24.662	6	1:55.164	11:19:02.211
7	1:49.376	11:19:45.973	7	2:10.858	11:20:09.976	7	1:50.453	11:20:15.115	7	1:54.536	11:20:56.747
8	1:50.689	11:21:36.662	8	1:49.711	11:21:59.687	8	1:54.306	11:22:09.421	8	1:56.899	11:22:53.646
9	1:49.686	11:23:26.348	9	1:53.299	11:23:52.986	9	1:55.760	11:24:05.181	9	1:55.190	11:24:48.836
10	1:50.930	11:25:17.278	10	1:49.885	11:25:42.871	10	1:55.392	11:26:00.573	10	1:55.045	11:26:43.881
11	1:52.338	11:27:09.616	11	1:54.549	11:27:37.420	11	1:58.367	11:27:58.940	11	1:56.877	11:28:40.758
12	1:50.751	11:29:00.367	Po. 28 - # 16 MARABOTTO L. Diff. Primo + 1 Lap			Po. 31 - # 42 ROSS F. Diff. Primo + 1 Lap					
Po. 25 - # 38 FERRARI F. Diff. Primo + 1 Lap			1	1:56.883	11:09:10.814	1	2:05.495	11:09:19.426			
1	1:59.050	11:09:12.981	2	1:50.804	11:11:01.618	2	2:11.862	11:11:31.288			
2	1:48.511	11:11:01.492	3	1:49.195	11:12:50.813	3	1:46.785	11:13:18.073			
3	1:47.609	11:12:49.101	4	1:48.814	11:14:39.627	4	1:47.423	11:15:05.496			
4	1:48.583	11:14:37.684	5	1:49.774	11:16:29.401	5	1:49.856	11:16:55.352			
5	1:49.124	11:16:26.808	6	1:49.713	11:18:19.114	6	1:50.747	11:18:46.099			
6	1:49.004	11:18:15.812	7	1:51.901	11:20:11.015	7	1:52.899	11:20:38.998			
7	1:50.333	11:20:06.145	8	1:51.423	11:22:02.438	8	1:51.496	11:22:30.494			
8	1:47.466	11:21:53.611	9	1:53.136	11:23:55.574	9	1:54.219	11:24:24.713			
9	1:49.777	11:23:43.388	10	1:54.552	11:25:50.126	10	1:55.541	11:26:20.254			
10	1:50.535	11:25:33.923									

Fastest lap: 1:36.005





15-16/10/2022 - OTTOBIANO (PV)

Trofeo delle Regioni 2022

Gare Morresi - 125 Gara 1

Ordinato per posizione

Laptimes



Giro	Tempo	Ora del giorno	Giro	Tempo	Ora del giorno	Giro	Tempo	Ora del giorno	Giro	Tempo	Ora del giorno
Po. 34 - # 45 GRUBER A. Diff. Primo + 1 Lap			Po. 37 - # 60 GIACCO F. Diff. Primo + 1 Lap			1	2:08.338	11:09:22.269	5	2:15.425	11:18:24.408
1	1:58.809	11:09:12.740	1	2:03.362	11:09:17.293	2	1:59.248	11:11:21.517	6	2:16.206	11:20:40.614
2	1:47.985	11:11:00.725	2	1:51.421	11:11:08.714	3	2:01.855	11:13:23.372	7	2:44.737	11:23:25.351
3	2:05.225	11:13:05.950	3	1:50.939	11:12:59.653	4	2:02.223	11:15:25.595	8	2:19.507	11:25:44.858
4	1:49.746	11:14:55.696	4	1:52.194	11:14:51.847	5	2:05.342	11:17:30.937	9	2:20.257	11:28:05.115
5	1:51.261	11:16:46.957	5	2:27.715	11:17:19.562	6	2:06.968	11:19:37.905	Po. 44 - # 54 ROBERTI A. Diff. Primo + 4 Laps		
6	1:51.518	11:18:38.475	6	1:57.366	11:19:16.928	7	2:06.548	11:21:44.453	1	1:54.578	11:09:08.509
7	1:54.972	11:20:33.447	7	1:54.385	11:21:11.313	8	2:06.648	11:23:51.101	2	1:48.525	11:10:57.034
8	2:03.450	11:22:36.897	8	1:56.115	11:23:07.428	9	2:09.436	11:26:00.537	3	1:44.383	11:12:41.417
9	2:09.632	11:24:46.529	9	1:56.672	11:25:04.100	10	2:09.078	11:28:09.615	4	1:45.598	11:14:27.015
10	2:02.912	11:26:49.441	10	1:59.452	11:27:03.552	Po. 41 - # 22 TRAFICANTE S. Diff. Primo + 2 Laps			5	1:44.499	11:16:11.514
11	1:55.528	11:28:44.969	11	1:57.863	11:29:01.415	1	2:06.691	11:09:20.622	6	1:46.185	11:17:57.699
Po. 35 - # 52 ACCOGLI S. Diff. Primo + 1 Lap			Po. 38 - # 29 MENEGATTI E. Diff. Primo + 1 Lap			2	1:53.301	11:11:13.923	7	1:47.698	11:19:45.397
1	2:02.921	11:09:16.852	1	2:05.192	11:09:19.123	3	1:56.846	11:13:10.769	8	1:47.506	11:21:32.903
2	1:52.741	11:11:09.593	2	1:51.988	11:11:11.111	4	2:17.072	11:15:27.841	Po. 45 - # 12 MENEGHELLO Diff. Primo + 5 Laps		
3	1:54.123	11:13:03.716	3	1:49.750	11:13:00.861	5	2:35.810	11:18:03.651	1	1:53.610	11:09:07.541
4	1:53.431	11:14:57.147	4	1:51.324	11:14:52.185	6	2:08.440	11:20:12.091	2	1:47.680	11:10:55.221
5	1:56.189	11:16:53.336	5	2:17.710	11:17:09.895	7	2:06.460	11:22:18.551	3	1:42.995	11:12:38.216
6	1:56.981	11:18:50.317	6	2:06.484	11:19:16.379	8	2:10.910	11:24:29.461	4	1:43.025	11:14:21.241
7	1:59.929	11:20:50.246	7	1:58.937	11:21:15.316	9	2:11.609	11:26:41.070	5	1:46.054	11:16:07.295
8	1:58.802	11:22:49.048	8	1:57.975	11:23:13.291	10	2:09.832	11:28:50.902	6	1:43.494	11:17:50.789
9	1:58.995	11:24:48.043	9	1:58.366	11:25:11.657	Po. 42 - # 47 PIREDDA A. Diff. Primo + 3 Laps			7	2:23.522	11:20:14.311
10	2:02.745	11:26:50.788	10	1:59.371	11:27:11.028	1	2:09.169	11:09:23.100			
11	1:55.214	11:28:46.002	11	2:05.625	11:29:16.653	2	1:56.653	11:11:19.753			
Po. 36 - # 11 DAL FITTO P. Diff. Primo + 1 Lap			Po. 39 - # 55 PRAGO G. Diff. Primo + 2 Laps			3	1:55.510	11:13:15.263			
1	1:51.640	11:09:05.571	1	2:02.648	11:09:16.579	4	3:57.230	11:17:12.493			
2	1:54.387	11:10:59.958	2	1:55.230	11:11:11.809	5	2:09.103	11:19:21.596			
3	1:44.888	11:12:44.846	3	1:53.322	11:13:05.131	6	2:08.596	11:21:30.192			
4	1:44.081	11:14:28.927	4	1:54.090	11:14:59.221	7	2:06.282	11:23:36.474			
5	1:45.271	11:16:14.198	5	2:00.554	11:16:59.775	8	2:12.077	11:25:48.551			
6	1:46.083	11:18:00.281	6	2:03.640	11:19:03.415	9	2:04.364	11:27:52.915			
7	2:51.221	11:20:51.502	7	2:09.991	11:21:13.406	Po. 43 - # 23 SACRAMONE L Diff. Primo + 3 Laps					
8	2:08.037	11:22:59.539	8	2:11.688	11:23:25.094	1	2:24.519	11:09:38.450			
9	2:09.154	11:25:08.693	9	2:06.731	11:25:31.825	2	2:04.948	11:11:43.398			
10	2:00.417	11:27:09.110	10	2:13.945	11:27:45.770	3	2:10.940	11:13:54.338			
11	1:51.925	11:29:01.035	Po. 40 - # 56 NOLE G. Diff. Primo + 2 Laps			4	2:14.645	11:16:08.983			

Fastest lap: 1:36.005

